



Unite 2 Fight Paralysis

CONTENTS

EIN: 20-3528000
Report Generated on: 07/18/2023

Executive Summary	2
Programs & Results	4
Financial Review	7
Operations & Leadership	9

APPENDIX

Key Documents	19
Charity Check Report	20

Unite 2 Fight Paralysis



aka Unite 2 Fight Paralysis
Minneapolis, MN
<http://www.u2fp.org>
(888)564-2228

[View GuideStar Profile](#)

Platinum
Transparency
2022
Candid.

MISSION

We unite and empower the international spinal cord injury community to cure paralysis through advocacy, education, and support for research.

EIN

20-3528000

RULING YEAR

2006

IRS SUBSECTION

501(c)(3) Public Charity

FOUNDING YEAR

2005

MAIN ADDRESS

528 Hennepin Ave. #705
Minneapolis, MN
55403

AFFILIATION TYPE

Independent Organization

CONTACT

Matthew A Rodreick, Executive
Director
(888) 564-2228
matthewrodreick@u2fp.org

EXECUTIVE DIRECTOR

Matthew Rodreick

BOARD CHAIR

Michael Burris

SUBJECT AREA

Health

Diseases and conditions

Spinal cord injuries and
diseases

Independent living for people
with disabilities

NTEE Code

Alliance/Advocacy
Organizations (H01)

Alliance/Advocacy
Organizations (G01)

Research Institutes and/or
Public Policy Analysis (E05)

PROGRAMS

1. Annual Science & Advocacy Symposium

Population(s) served: People with physical disabilities

2. Scientific Advisory Board

Population(s) served: People with physical disabilities

3. Cure Advocacy Network

Population(s) served: People with disabilities, People with physical disabilities

4. CureCast Podcast

Population(s) served: Adults, People with physical disabilities

POPULATIONS SERVED

1. Adults

2. People with disabilities

COMPLIANCE

- ✓ IRS Pub 78 Verified as of July 2023
- ✓ IRS BMF 509(a) (1) as of July 10, 2023
- ✓ A-133 Audit Required/Performed?
- ✓ Conflict of Interest Policy
- ✗ Written whistleblower policy

Section 509(a)(1) organization as referred to in Section 170(b)(1)(A)(vi)

TRANSPARENCY MEASURES

- ✓ Board Practices Reported?
- ✓ Diversity Data Reported?
- 8 Number of Independent Board Members

Programs & Results

PROGRAMS

Source: Self-Reported by Organization, June 2022

Annual Science & Advocacy Symposium

Population(s) Served:

People with physical disabilities

The Annual Science & Advocacy Symposium brings together the key players in advancing curative therapies: research scientists, clinicians, patients, and family members. The symposium changes location each year, and has now visited 11 different cities. A virtual attendance option was added in 2019. The symposium will be held in Salt Lake City in 2021.

Scientific Advisory Board

Population(s) Served:

People with physical disabilities

Leading neuroscientists work with community fundraising organizations to review and recommend research and clinical projects worthy of support.

Cure Advocacy Network

Population(s) Served:

People with disabilities
People with physical disabilities

The Cure Advocacy Network (CAN) encompasses a wide range of projects including the SCI CureCast podcast, advancement of state initiatives to fund SCI research, The Cure Map film project, and Team U2FP.

CureCast Podcast

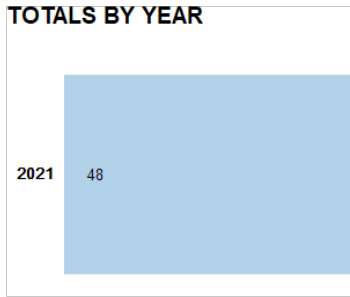
Population(s) Served:

General/Unspecified
People with physical disabilities

U2FP's Executive Director, Matthew Rodreck and SCI Advocate Jason Stoffer co-host the CureCast Podcast interviewing scientists, clinicians, SCI community activists and advocates and members of industry to talk about the various efforts toward curing paralysis

RESULTS

Number of policymakers or candidates reached

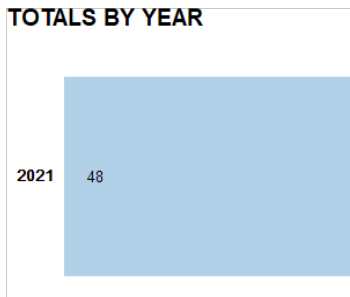


Population(s) Served: No target populations selected

Related program: Cure Advocacy Network

Notes: Legislators met with over the last 12 months including all of the legislators on the Colleges & Universities Committees and Joint Financial committee and those in CO

Number of government officials who publicly support the advocacy effort



Population(s) Served: No target populations selected

Related program: Cure Advocacy Network

Notes: Legislators in WI who signed on to the research funding bill or verbally committed during our hearing.
20

Legislators in MN and PA who supported our efforts in those states....need to look up the Bills

CHARTING IMPACT

What is the organization aiming to accomplish?

We want to see meaningful recovery for people living with the devastating effects of paralysis after spinal cord injury. The majority are injured during their most productive years (20-35), and the cost to families and society is enormous. Our goals are to educate our advocates, foster collaborations and partnerships, and bring voice & visibility to this pressing need.

What are the organization's key strategies for making this happen?

Convene key stakeholders in the international spinal cord injury community for an exchange of knowledge and strategies for accelerating progress. Develop a knowledgeable and vocal advocate population to bring greater visibility to the realities of spinal cord injury. Foster partnerships among scientists and between funders and research projects.

What are the organization's capabilities for doing this?

Since our founding in 2005 we have forged partnerships throughout the research, rehabilitation, and advocacy communities. We have helped to advance several lines of promising research. Our leadership team is comprised of persons with a direct connection to spinal cord injury as either survivors or family members; our commitment is unwavering and our integrity is strong - characteristics that are well respected and appreciated in the broader paralysis community.

What have and haven't they accomplished so far?

We have brought attention to the need for research to address the problems associated with chronic SCI/D, and in particular the numerous secondary complications that consumers want to see fixed. The research community is now prioritizing those needs. We have also galvanized community advocates to pass state legislation that will increase dollars for research funding, as well as guarantee that persons with SCI/D sit on review boards and have a voice in decision-making. We will continue to amplify this voice and broaden our connections with the research, funding, and clinical stakeholders.

Financials

FISCAL YEAR START: 01/01

FISCAL YEAR END: 12/31

✓ Financials audited by an independent accountant

FINANCIALS QUICK VIEW

Total revenue, gains, and other support per audited financial statements **\$389,921**

Total expenses and losses per audited financial statements **\$469,498**

Surpluses in last 5 years **4**

Negative Net Assets in past 5 years **0**

Financial Trends Analysis

Business Model Indicators

Created in Partnership with



Profitability	2018	2019	2020	2021	2022
Unrestricted surplus (deficit) before depreciation	\$10,508	\$143,759	\$42,035	\$79,462	-\$70,183
As a % of expenses	4.0%	38.9%	17.8%	26.9%	-14.9%
Unrestricted surplus (deficit) after depreciation	\$10,508	\$143,759	\$42,035	\$79,462	-\$70,183
As a % of expenses	4.0%	38.9%	17.8%	26.9%	-14.9%
Revenue Composition					
Total revenue (unrestricted & restricted)	\$379,648	\$426,147	\$283,126	\$382,703	\$389,921
Total revenue, % change over prior year	52.5%	12.2%	-33.6%	35.2%	1.9%
Program services revenue	4.8%	3.6%	3.9%	2.4%	4.1%
Membership dues	0.0%	0.0%	0.0%	0.0%	0.0%
Investment income	0.1%	0.5%	0.3%	0.1%	0.1%
Government grants	0.0%	0.0%	7.3%	7.0%	0.0%
All other grants and contributions	95.1%	95.9%	87.9%	90.1%	92.2%
Other revenue	0.0%	0.0%	0.5%	0.4%	3.6%
Expense Composition					
Total expenses before depreciation	\$262,821	\$369,804	\$235,567	\$295,092	\$469,498
Total expenses, % change over prior year	15.1%	40.7%	-36.3%	25.3%	59.1%
Personnel	47.3%	31.6%	57.1%	65.8%	53.5%
Professional Fees	10.6%	35.0%	20.7%	15.3%	12.1%
Occupancy	0.9%	1.1%	1.5%	2.6%	1.4%
Interest	0.0%	0.0%	0.0%	0.0%	0.0%
Pass-Through	5.0%	2.9%	0.0%	0.0%	0.0%
All other expenses	36.2%	29.5%	20.7%	16.3%	33.0%

Financial Trends Analysis, continued

Moving Toward Full Cost Coverage

Full Cost Components (estimated)	2018	2019	2020	2021	2022
Total Expenses (after depreciation)	\$262,821	\$369,804	\$235,567	\$295,092	\$469,498
One Month of Savings	\$21,902	\$30,817	\$19,631	\$24,591	\$39,125
Debt Principal Repayment	\$0	\$0	\$0	\$0	\$0
Fixed Asset Additions	\$0	\$0	\$0	\$0	\$0
Total Full Costs (estimated)	\$284,723	\$400,621	\$255,198	\$319,683	\$508,623

Capital Structure Indicators

Liquidity

Months of cash	14.1	12.8	21.7	18.4	10.0
Months of cash and investments	14.1	12.8	21.7	18.4	10.0
Months of estimated liquid unrestricted net assets	8.9	11.0	19.3	18.7	9.9

Balance Sheet Composition

Cash	\$308,947	\$393,581	\$426,117	\$452,475	\$389,626
Investments	\$0	\$0	\$0	\$0	\$0
Receivables	\$0	\$750	\$7,454	\$75,727	\$31,115
Gross land, buildings, and equipment (LBE)	\$0	\$0	\$0	\$0	\$0
Accumulated depreciation (% of LBE)	0.0%	0.0%	0.0%	0.0%	0.0%
Liabilities (as % of assets)	3.3%	9.7%	7.0%	7.3%	5.4%
Unrestricted net assets	\$194,014	\$337,773	\$379,808	\$459,270	\$389,087
Temporarily restricted net assets	\$106,319	N/A	N/A	N/A	N/A
Permanently restricted net assets	\$0	N/A	N/A	N/A	N/A
Total restricted net assets	\$106,319	\$18,903	\$24,427	\$32,576	\$23,182
Total net assets	\$300,333	\$356,676	\$404,235	\$491,846	\$412,269

Key Data Checks

Material Data Errors	2018	2019	2020	2021	2022
	No	No	No	No	No

Note: This issue is relevant to a small number of organizations: The nonprofit subject(s) of this report may have affiliates. The Form 990 data may not include information about any or all potential affiliates. If an organization does have affiliates and these affiliates have substantial financial activity, the financial data in this report may not present a comprehensive picture of the nonprofit's financial condition. Please consult the 990s of any potentially related affiliates for additional information.

- [Formulas for key metrics](#)
- ['Key Revenue & Expense Data from Form 990'](#)
- ['Key Balance Sheet Data from Form 990'](#)

Operations

Source: Self-Reported by Organization, June 2022

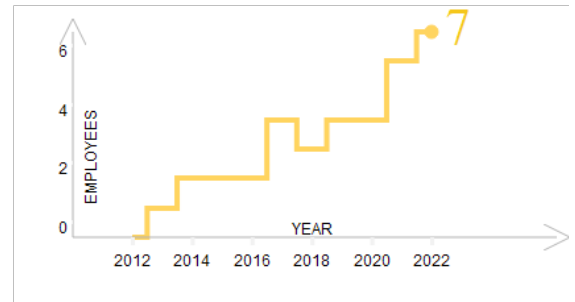
EXECUTIVE DIRECTOR

Matthew Rodreick

Matthew Rodreick of Minneapolis, Minnesota, entered the spinal cord injury community after his son Gabe sustained a C5 injury while body surfing in Costa Rica. After leaving his position as Emergency Department Operations Supervisor for the Fairview Health System, he and Gabe traveled the world in search of the best therapeutic options, only to end up back in Minnesota advocating for cure research. Matthew led a coalition of Minnesota SCI community advocates and researchers to leverage the state legislature in pursuit of public funding for SCI research. The bill was passed in 2015 as the MN SCI/TBI Research Grant Program. U2FP has since led the effort to pass similar Bills in Washington, Ohio and Pennsylvania totaling almost \$12 million committed to research and over 50 people with chronic injury experiencing interventions in human study. He credits U2FP with providing the knowledge, focus and energy to see the real possibility of an end to the debilitating effects of paralysis.

NUMBER OF EMPLOYEES

Source: IRS Form 990



BOARD CHAIR

Michael Burris

Retired

Term: 2021 - 2023

BOARD MEMBERS

Barry Munro

Canadian Spinal Research Organization

Mike Burris

Retired

Alexander Rabchevsky

University of Kentucky, College of Medicine

Christel Mitrovich

Reneu Health Inc.

Traci Fernandez

TRYAbility Rehab

Johnnie Edwards

Retired

Quinn Brett

CO DNR

Jim Hamer

DP Clinical

OFFICERS, DIRECTORS, TRUSTEES, AND KEY EMPLOYEES

FISCAL YEAR 2022

Name	Title	Compensation	Other	Related
Matthew Rodreick	EXECUTIVE DIRECTOR	\$61,500	\$0	\$0
Mike Burris	PRESIDENT	\$0	\$0	\$0
Jim Hammer	TREASURER	\$0	\$0	\$0
Barry Munro	SECRETARY	\$0	\$0	\$0
Dr Johnnie Edwards	DIRECTOR	\$0	\$0	\$0
Traci Fernandez	DIRECTOR	\$0	\$0	\$0
Alexander Rabchevsky	DIRECTOR	\$0	\$0	\$0
Christel Mitrovich	DIRECTOR	\$0	\$0	\$0
Quinn Brett	DIRECTOR	\$0	\$0	\$0

OFFICERS, DIRECTORS, TRUSTEES, AND KEY EMPLOYEES

FISCAL YEAR 2021

Name	Title	Compensation	Other	Related
Matthew Rodreick	EXECUTIVE DIRECTOR	\$49,826	\$0	\$0
Mike Burris	PRESIDENT	\$0	\$0	\$0
Jim Hammer	TREASURER	\$0	\$0	\$0
Barry Munro	SECRETARY	\$0	\$0	\$0
DR. Johnnie Edwards	DIRECTOR	\$0	\$0	\$0
Traci Fernandez	DIRECTOR	\$0	\$0	\$0
Alexander Rabchevsky	DIRECTOR	\$0	\$0	\$0
Christel Mitrovich	DIRECTOR	\$0	\$0	\$0
Quinn Brett	DIRECTOR	\$0	\$0	\$0

OFFICERS, DIRECTORS, TRUSTEES, AND KEY EMPLOYEES

FISCAL YEAR 2020

Name	Title	Compensation	Other	Related
Matthew Rodreick	EXECUTIVE DIRECTOR	\$53,096	\$0	\$0
Mike Burris	PRESIDENT	\$0	\$0	\$0
Barry Munro	SECRETARY	\$0	\$0	\$0
Dr Johnnie Edwards	DIRECTOR	\$0	\$0	\$0
Traci Fernandez	DIRECTOR	\$0	\$0	\$0
Alexander Rabchevsky	DIRECTOR	\$0	\$0	\$0
Christel Mitrovich	DIRECTOR	\$0	\$0	\$0
Quinn Brett	DIRECTOR	\$0	\$0	\$0
Jim Hammer	DIRECTOR	\$0	\$0	\$0

OFFICERS, DIRECTORS, TRUSTEES, AND KEY EMPLOYEES

FISCAL YEAR 2019

Name	Title	Compensation	Other	Related
Matthew Rodreick	EXECUTIVE DIRECTOR	\$45,440	\$0	\$0
Marilyn Smith	DIRECTOR	\$11,000	\$0	\$0
Mike Burris	PRESIDENT	\$0	\$0	\$0
Barry Munro	SECRETARY	\$0	\$0	\$0
Michele Towle	DIRECTOR	\$0	\$0	\$0
Traci Fernandez	DIRECTOR	\$0	\$0	\$0
Alexander Rabchevsky	DIRECTOR	\$0	\$0	\$0
Christel Mitrovich	DIRECTOR	\$0	\$0	\$0

OFFICERS, DIRECTORS, TRUSTEES, AND KEY EMPLOYEES

FISCAL YEAR 2018

Name	Title	Compensation	Other	Related
Marilyn Smith	President	\$12,000	\$0	\$0
Michael Burns	Secretary	\$0	\$0	\$0
Barry Munro	Director	\$0	\$0	\$0
Michele Towle	Director	\$0	\$0	\$0
Alexander Rabchevsky	Director	\$0	\$0	\$0

Paid Preparers

FISCAL YEAR 2022

Firm Name	Firm EIN	Firm Address	Firm Phone
MCDONALD JACOBS PC	930900579	520 SW YAMHILL ST STE 500, PORTLAND OR 97204	5032270581

Paid Preparers

FISCAL YEAR 2021

Firm Name	Firm EIN	Firm Address	Firm Phone
MCDONALD JACOBS, P.C.	93-0900579	520 SW YAMHILL ST., STE 500, PORTLAND OR 97204 USA	503-227-0581

Paid Preparers

FISCAL YEAR 2020

Firm Name	Firm EIN	Firm Address	Firm Phone
MCDONALD JACOBS PC	930900579	520 SW YAMHILL ST STE 500, PORTLAND OR 97204	5032270581

BOARD LEADERSHIP PRACTICES

GuideStar worked with BoardSource, the national leader in nonprofit board leadership and governance, to create this section, which enables organizations and donors to transparently share information about essential board leadership practices.

BOARD ORIENTATION & EDUCATION

Does the board conduct a formal orientation for new board members and require all board members to sign a written agreement regarding their roles, responsibilities, and expectations? Yes

CEO OVERSIGHT

Has the board conducted a formal, written assessment of the chief executive within the past year? Yes

ETHICS & TRANSPARENCY

Have the board and senior staff reviewed the conflict-of-interest policy and completed and signed disclosure statements in the past year? Yes

BOARD COMPOSITION

Does the board ensure an inclusive board member recruitment process that results in diversity of thought and leadership? Yes

BOARD PERFORMANCE

Has the board conducted a formal, written self-assessment of its performance within the past three years? No

Organizational Demographics

Who works and leads organizations that serve our diverse communities? This organization has voluntarily shared information to answer this important question and to support sector-wide learning. GuideStar partnered on this section with CHANGE Philanthropy and Equity in the Center.

Leadership


The organization's leader identifies as:

Race & Ethnicity	White/Caucasian/European
Gender Identity	Male, Not transgender (cisgender)
Sexual Orientation	Heterosexual or Straight
Disability Status	Person without a disability

Race & Ethnicity

No data

Gender Identity



Sexual Orientation

No data

Disability

No data.

We do not display staff or senior staff disability information for organizations with fewer than 15 staff.

Equity Strategies *Last Updated: 05/06/2021*

Candid partnered with Equity in the Center - a project that works to shift mindsets, practices, and systems within the social sector to increase racial equity - to create this section. [Learn More](#)

Data

- ✓ We review compensation data across the organization (and by staff levels) to identify disparities by race.
- ✓ We analyze disaggregated data and root causes of race disparities that impact the organization's programs, portfolios, and the populations served.
- ✓ We disaggregate data to adjust programming goals to keep pace with changing needs of the communities we support.
- ✓ We employ non-traditional ways of gathering feedback on programs and trainings, which may include interviews, roundtables, and external reviews with/by community stakeholders.
- ✓ We disaggregate data by demographics, including race, in every policy and program measured.
- ✓ We have long-term strategic plans and measurable goals for creating a culture such that one's race identity has no influence on how they fare within the organization.

Policies and processes

- ✓ We have a promotion process that anticipates and mitigates implicit and explicit biases about people of color serving in leadership positions.
- ✓ We seek individuals from various race backgrounds for board and executive director/CEO positions within our organization.
- ✓ We have community representation at the board level, either on the board itself or through a community advisory board.
- ✓ We help senior leadership understand how to be inclusive leaders with learning approaches that emphasize reflection, iteration, and adaptability.
- ✓ We engage everyone, from the board to staff levels of the organization, in race equity work and ensure that individuals understand their roles in creating culture such that one's race identity has no influence on how they fare within the organization.

Appendix

Key Documents

IRS Forms 990

[2021 990](#)

[2020 990](#)

[2019 990](#)

[2018 990](#)

[2017 990](#)

IRS Forms 990T

Not Available

Audited Financial Statements

[2021 Audited Financial Statement](#)

[2019 Audited Financial Statement](#)

[2013 Audited Financial Statement](#)

Key Organization Documents

[Letter of Determination](#)

['Key Revenue & Expense Data from Form 990'](#)

['Key Balance Sheet Data from Form 990'](#)

GuideStar Charity Check

Unite 2 Fight Paralysis

Aka Unite 2 Fight Paralysis

528 Hennepin Ave. #705
Minneapolis, MN 55403

- ✓ Foundation Status Code: PC*
- ✓ Public charity described in section 509(a)(1) or (2)

IRS Publication 78 Details



Organization name	Location	Most recent IRS Publication 78
Unite 2 Fight Paralysis	Minneapolis, MN	July 2023
EIN	Deductibility status description	Verified with most recent Internal Revenue Bulletin
20-3528000	A public charity (50% deductibility limitation).	July 17, 2023

IRS Business Master File Details



Organization name	Most recent IRS BMF	Reason for Non-Private Foundation Status
UNITE 2 FIGHT PARALYSIS	July 10 2023	Section 509(a)(1) organization as referred to in Section 170(b)(1)(A)(vi)
EIN	IRS subsection	Ruling date
20-3528000	This organization is a 501(c)(3) Public Charity	02/2006
This organization was not included in the Office of Foreign Assets Control Specially Designated Nationals (SDN) list.		

On September 8, 2011, the IRS issued [regulations](#) which eliminated the advance ruling process for a section 501(c)(3) organization. [Learn more](#)

* The Foundation Status Code is the code that foundations are required to provide for each grantee annually on part XV of Form 990PF. Note that this code cannot be derived in some cases (e.g., supporting organizations for which 'type' can't be determined).

[IRS Revenue Procedure 2011-33](#) allows grantors to rely on third-party resources, such as GuideStar Charity Check, to obtain required Business Master File (BMF) data concerning a potential grantee's public charity classification under section 509 (a) (1), (2) or (3).

GuideStar Charity Check Data Sources

-GuideStar acquires all IRS data directly from the Internal Revenue Service.

-[IRS Publication 78 \(Cumulative List of Organizations\)](#) lists organizations that have been recognized by the Internal Revenue Service as eligible to receive tax-deductible contributions.

-The [IRS Internal Revenue Bulletin \(IRB\)](#) lists changes in charitable status since the last Publication 78 release. Between the release of IRS Publication 78 and the subsequent IRS Internal Revenue Bulletin, the IRB date will reflect the most recent release date of IRS Publication 78.

-The [IRS Business Master File](#) lists approximately 1.7 million nonprofits registered with the IRS as tax-exempt organizations.

-The [IRS Automatic Revocation of Exemption List](#) contains organizations that have had their federal tax-exempt status automatically revoked for failing to file an annual return or notice with the IRS for three consecutive years.

-The Foundation Status Code is a value derived by mapping the codes found on the [990PF filing instructions](#) to the corresponding codes in the IRS BMF. Note that not all codes are able to be mapped due to insufficient data.

-The Office of Foreign Assets Control (OFAC) [Specially Designated Nationals \(SDN\) list](#) organizations that are owned or controlled by targeted individuals, groups, and entities, such as terrorists or narcotics traffickers. Their assets are blocked and U.S. persons are generally prohibited from dealing with them.